

# Webster INSTRUMENT, INC.

## Products

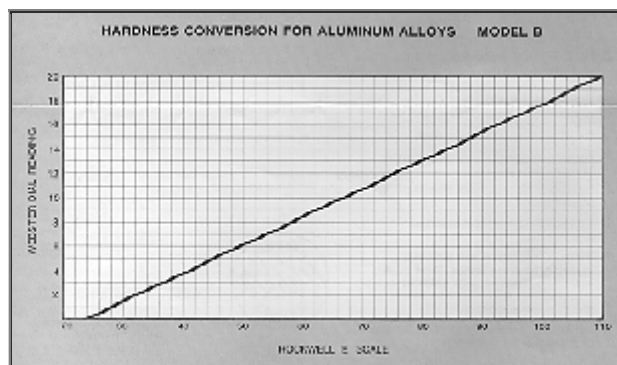
The Webster Hardness Testers are a portable, fast, accurate hardness gauge that are made in three distinct models for testing Aluminum, Brass, Copper and Mild Steel. Webster Hardness Testers will quickly identify tempers and test a variety of shapes that other testers cannot check, such as extrusions, tubing and flat stock.

All testers operate in the same manner but differ only in penetrator design, type of load spring and hardness ranges. The principle of operation is simple. The work to be tested is placed between the anvil and the penetrator. Pressure is then applied to the handles until "bottom" is felt at which time the dial indicator is read.



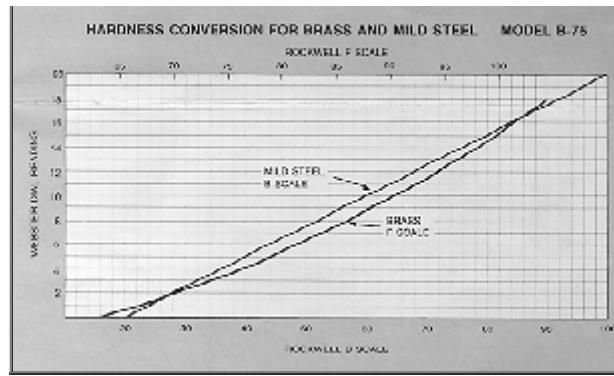
### Model B

The Model B Tester is designed to cover the hardness of aluminum alloys from the 100 to the 7075 series. The 20 graduations on the Webster dial indicator covers the range between 25 and 110 on the Rockwell E Scale.



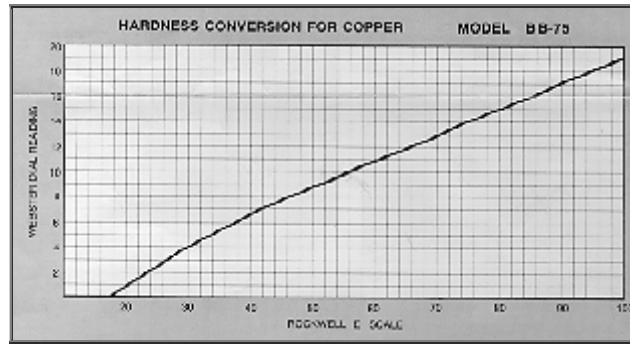
### Model B-75

The Model B-75 Tester was developed to obtain more sensitive response to slight changes in the upper range of hardness covered by the Model B. This sensitivity is particularly useful in testing mild steel and the stronger aluminum alloys. For brass the B-75 covers the range from annealed to full-hard. This added sensitivity is accomplished by incorporating a penetrator of slightly different contour and a heavier load spring than used in the Model B. The 20 graduations on the Webster dial indicator covers the range between 20 and 100 on the Rockwell B Scale.



### Model BB-75

The Model BB-75 Tester was developed to answer the need of certain industries for a method of rapidly testing the hardness of electro-deposited copper in the low hardness range. The B-75 penetrator is used to give sensitivity, and the Model B load spring is employed to give light pressures. This combination allows the user to test the soft range of many common materials. The graph below shows the range covered by the Model BB-75 tester on copper.




Marketed By:



## Parts:

### Repair and Replacement



### WEBSTER HARDNESS TESTER

Parts List for Models B, B-75 and BB-75

		Model		
		B	B-75	BB-75
A	Frame	Part No. 103	103	103
B	Handle	104	104	104
C	Pivot Screw	108	108	108
D	Anvil	107	107	107
E	Housing Key	112	112	112
F	Return Spring	111	111	111
G	Penetrator	116	117	117
H	Load Spring	110-B	110	110-B
J	Penetrator Housing	118	118	118
K	Adjusting Nut	106	106	106
L	Dial Indicator Assembly	125-B	125-B	125-B

This cutaway view of a Webster Hardness tester shows the working parts common to all testers. Each tester is identified with a model and serial number stamped on the frame and should be mentioned in all correspondence relative to repair or when ordering parts. Penetrators should be examined periodically for wear and replaced with new ones.

#### Please note the following for replacement parts:

Penetrators and Load Springs differ with each model tester. All of the other parts are common to all three testers.